

SRS submitted!

- Comments? Questions?
- Congratulations.

...but the fun is just beginning:

- Design specification due
Feb 26, noon, on Moodle

Architecture

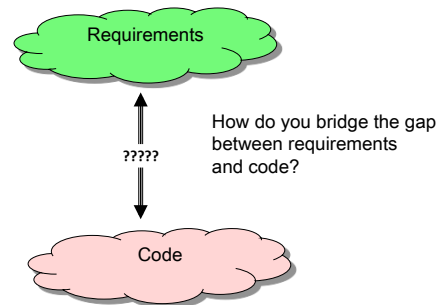


MIT Stata Center by Frank Gehry

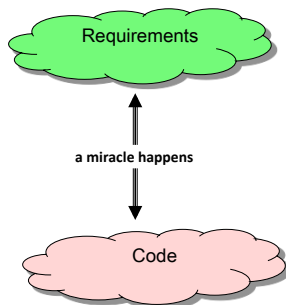
Why architecture?

“Good software architecture makes the rest of the project easy.”
Steve McConnell, Survival Guide

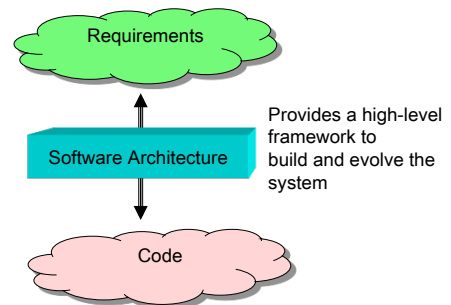
The basic problem



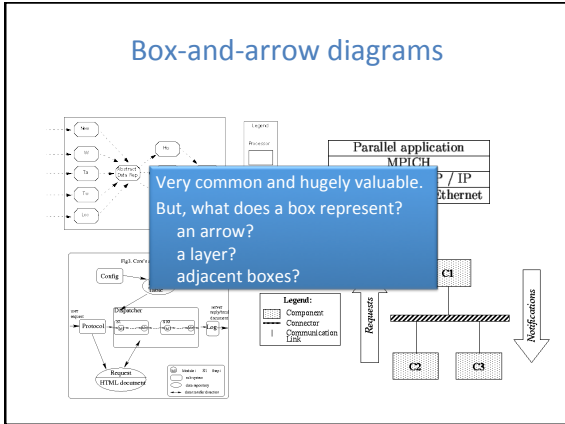
One answer



A better answer



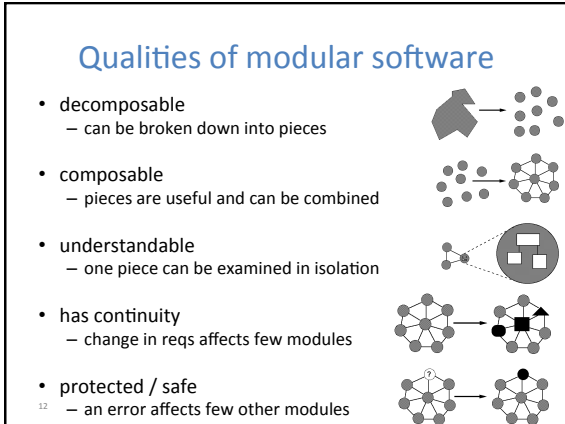
What does an architecture look like?



- ### An architecture: components and connectors
- **Components** define the basic computations comprising the system and their behaviors
 - abstract data types, filters, etc.
 - **Connectors** define the interconnections between components
 - procedure call, event announcement, asynchronous message sends, etc.
 - The line between them may be fuzzy at times
 - Ex: A connector might (de)serialize data, but can it perform other, richer computations?

- ### A good architecture
- Satisfies functional and performance requirements
 - Manages complexity
 - Accommodates future change
 - Is concerned with
 - reliability, safety, understandability, compatibility, robustness, ...

- ### Divide and conquer
- Benefits of decomposition:
 - Decrease size of tasks
 - Support independent testing and analysis
 - Separate work assignments
 - Ease understanding
 - Use of **abstraction** leads to **modularity**
 - Implementation techniques: information hiding, interfaces
 - To achieve modularity, you need:
 - Strong **cohesion** within a component
 - Loose **coupling** between components
 - And these properties should be true at each level



Interface and implementation

- **public interface:** data and behavior of the object that can be seen and executed externally by "client" code
- **private implementation:** internal data and methods in the object, used to help implement the public interface, but cannot be directly accessed
- **client:** code that uses your class/subsystem



Example: *radio*

- **public interface:** the speaker, volume buttons, station dial
- **private implementation:** the guts of the radio; the transistors, capacitors, voltage readings, frequencies, etc. that user should not see

13

UML diagrams

- UML = universal modeling language
- A standardized way to describe (draw) architecture
- Widely used in industry

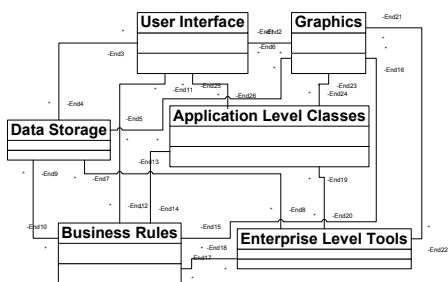
Properties of architecture

- Coupling
- Cohesion
- Style conformity
- Matching
- Errosion

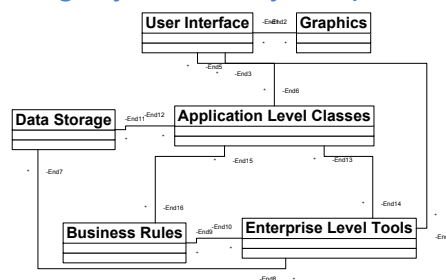
Loose coupling

- *coupling* assesses the kind and quantity of interconnections among modules
- Modules that are loosely coupled (or uncoupled) are better than those that are tightly coupled
- The more tightly coupled two modules are, the harder it is to work with them separately

Tightly or loosely coupled?



Tightly or loosely coupled?



Strong cohesion

- *cohesion* refers to how closely the operations in a module are related
- Tight relationships improve clarity and understanding
- Classes with good abstraction usually have strong cohesion
- No schizophrenic classes!

Strong or weak cohesion?

```
class Employee {
public:
    ...
    FullName GetName() const;
    Address GetAddress() const;
    PhoneNumber GetWorkPhone() const;
    ...
    bool IsJobClassificationValid(JobClassification jobClass);
    bool IsZipCodeValid (Address address);
    bool IsPhoneNumberValid (PhoneNumber phoneNumber);
    ...
    SqlQuery GetQueryToCreateNewEmployee() const;
    SqlQuery GetQueryToModifyEmployee() const;
    SqlQuery GetQueryToRetrieveEmployee() const;
    ...
}
```

An architecture helps with

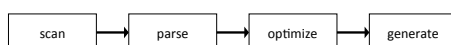
- System understanding: interactions between modules
- Reuse: high-level view shows opportunity for reuse
- Construction: breaks development down into work items; provides a path from requirements to code
- Evolution: high-level view shows evolution path
- Management: helps understand work items and track progress
- Communication: provides vocabulary; pictures say 10^3 words

Architectural style

- Defines the vocabulary of components and connectors for a family (style)
- Constraints on the elements and their combination
 - Topological constraints (no cycles, register/announce relationships, etc.)
 - Execution constraints (timing, etc.)
- By choosing a style, one gets all the known properties of that style (for any architecture in that style)
 - Ex: performance, lack of deadlock, ease of making particular classes of changes, etc.

Styles are not just boxes and arrows

- Consider pipes & filters, for example (Garlan and Shaw)
 - Pipes must compute local transformations
 - Filters must not share state with other filters
 - There must be no cycles
- If these constraints are violated, it's not a pipe & filter system
 - One can't tell this from a picture
 - One can formalize these constraints




The design and the reality

- The code is often less clean than the design
- The design is still useful
 - communication among team members
 - selected deviations can be explained more concisely and with clearer reasoning

Architectural mismatch

- Mars orbiter loss
NASA lost a 125 million Mars orbiter because one engineering team used metric units while another used English units for a key spacecraft operation



Architectural mismatch

- Garlan, Allen, Ockerbloom tried to build a toolset to support software architecture definition from existing components
 - OODB (OBST)
 - graphical user interface toolkit (Interviews)
 - RPC mechanism (MIG/Mach RPC)
 - Event-based tool integration mechanism (Softbench)
- It went to hell in a handbasket, not because the pieces didn't work, but because they didn't fit together
 - Excessive code size
 - Poor performance
 - Needed to modify out-of-the-box components (e.g., memory allocation)
 - Error-prone construction process
- Architectural Mismatch: Why Reuse Is So Hard. *IEEE Software* 12, 6 (Nov. 1995)
- Architecture should warn about such problems (& identify problems)

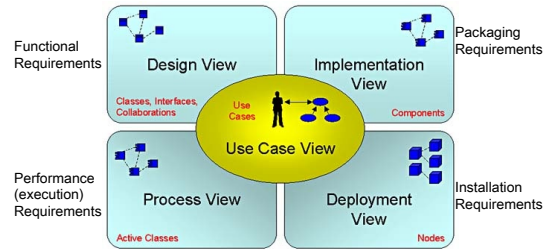
Views

- A **view** illuminates a set of top-level design decisions
- how the system is **composed** of interacting parts
 - where are the **main pathways** of interaction
 - **key properties** of the parts
 - information to allow high-level **analysis and appraisal**

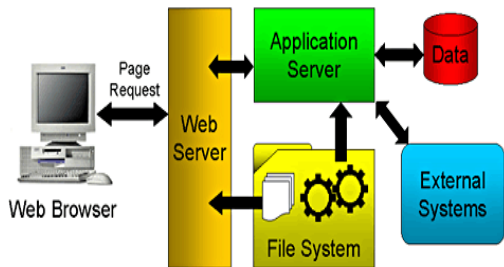


Importance of views

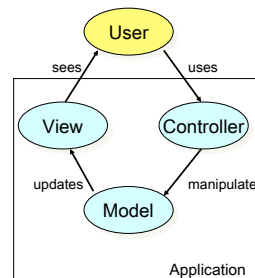
Multiple views are needed to understand the different dimensions of systems



Web application (client-server)



Model-View-Controller



Separates the application object (model) from the way it is represented to the user (view) from the way in which the user controls it (controller).

Pipe and filter

Pipe – passes the data

Filter - computes on the data

Each stage of the pipeline acts independently of the others.
Can you think of a system based on this architecture?

Blackboard architectures

- *The knowledge sources:* separate, independent units of application dependent knowledge. No direct interaction among knowledge sources
- *The blackboard data structure:* problem-solving state data. Knowledge sources make changes to the blackboard that lead incrementally to a solution to the problem.
- *Control:* driven entirely by state of blackboard. Knowledge sources respond opportunistically to changes in the blackboard.

Blackboard systems have traditionally been used for applications requiring complex interpretations of signal processing, such as speech and pattern recognition.

32

Hearsay-II: blackboard

Hearsay-II Instance of Blackboard

33